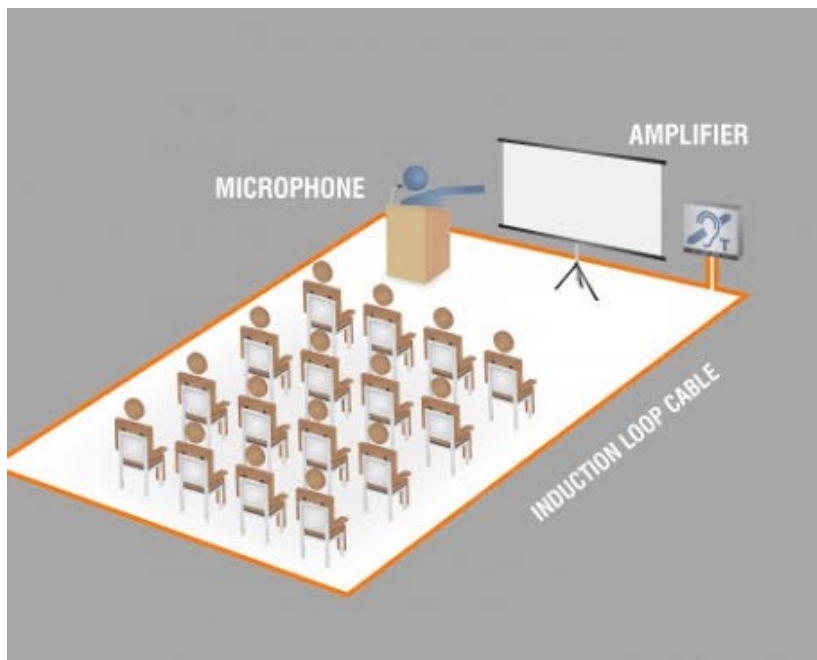


Lake Country Council Chambers now has a hearing loop system.



### **What Is A Hearing Loop System?**

A hearing loop system wirelessly transmits audio from the sound system discreetly and conveniently to the recipient's own hearing aids when the "T-Coil" function is switched on. Most hearing aids (71%) have 'T-Coils'.



### **How Does It Work?**

A dedicated loop amplifier sends the audio signal into a cable that has been invisibly installed above the ceiling tiles. Anyone within the "looped" area can switch on their hearing aids to the "T-Coil" position to wirelessly receive a very clear and engaging signal directly to their earpiece.

### **Benefits Of A Hearing Loop System**

As advanced as hearing aid technology now is, the integral microphone alone in the earpiece sometimes cannot separate the sounds that people want to hear from those that they don't. The loop system facilitates better hearing by delivering the audio signal directly to the recipient eliminating:

- Background Noise
- Echo/Reverb
- Being at a less than ideal distance from the sound source.

## Discreet

Unlike comparative FM and Infrared technology, the users can use their own hearing aids. The other systems require users to wear conspicuous headphones.

## Superior Sound Quality

The sound is delivered to individually hearing corrected hearing aids rather than generic 'one-size-fits-all' generic headphones.

## Hygienic & Convenient

Nothing needs to be collected or returned. Hassle free for the users & the centre. No batteries need to be replaced. No other peoples 'earwax' concerns.

## Unlimited Use

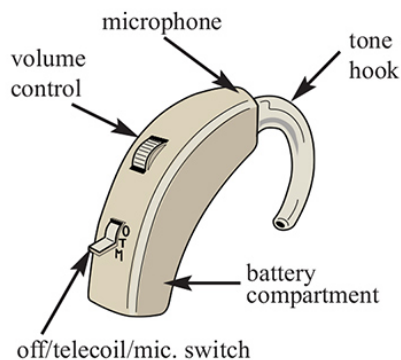
There is no limit to how many people can use the loop system with their T-Coils once within the Loop area with their "T-Coils" switched on

## Interference Free

FM is a crowded highway with taxi's, radio , etc. Infrared can be easily interfered with by light. Loop systems exhibit no such problems.

## What is a T-Coil?

It is the component within the hearing aid that receives the audio signal from the loop system. Some hearing aids have a switch to turn them on, and some are accessed through a remote control (See Below). ***Though most hearing aids have them (71%) some potential users do not know how to switch them on (as up to very recently there were no loops). It is highly recommended that they see their Nichole Sorensen at Lakeside Hearing in Winfield to discuss***



Hearing Aid Remote Control with Loop On / Off Switch


**'T-coils'. Address:** Lake Country, BC V4V 1G1 **Phone:** (250) 766-0294

**What If potential users do not have “T-Coils”?**

RxTi portable loop receivers that can be used with the users own earbuds or headphones. Note: *they have to be used vertically*. The volume control also acts as the on/off switch. These units can be loaned out with a credit card deposit from the Guest Relations Team Leader.



Volume Control



Please contact David Moore of Auris Loops 250 540 1172 or email [david@aurisloops.com](mailto:david@aurisloops.com) for further help.